

w17 easy

The full glass sliding door

living al fresco

Honoured with:



The weinor logo, consisting of the word 'weinor' in white lowercase letters on a red square background, with a white dot above the 'i'.

Awnings Patio roofs Glasoasen®

For cosy corners ...

... and a fresh summer breeze!

Whether you want it protected and cosy or fresh and airy, with the frameless w17 easy full glass sliding door you experience pure living enjoyment – on your patio.

- ✓ Reliable weather proofing
- ✓ Full transparency
- ✓ Comfortable opening and closing

There's no easier way to extend the precious hours on your patio!

Honoured with:



reddot award 2017 winner

Easy-peasy ...

... backwards
and forwards

Even large all-glass elements can be moved really easily – **without much force and energy**. weinor makes it possible. Making opening and closing easy-peasy.

Soft-Closing-System

The w17 easy full glass sliding door is equipped with the Soft-Closing-System as standard. This allows for **extremely quiet and simple operation** of the glass doors, resulting in effortless handling.



Perfect down to the tiniest detail

Easy cleaning using CleanCase®

The floor rail serves as a guide for the glass elements. Leaves and dirt can collect from the outside here and be difficult to remove, especially in the corners and grooves. With the integrated CleanCase® it's no problem. Using a brush, the dirt can simply be swept into the CleanCase® and outside. Even rainwater runs off over the CleanCase®.

Flatter floor rails – elegant and reduced trip hazards

Along with the standard floor rails with weinor CleanCase® you can also opt for the **flat floor rail**. This does not have the CleanCase®, but benefits from a much lower finished height when installed.

The addition of elegant floor to rail connection profiles gives a much **smoother transition** when leaving or entering your stunning weinor Glasoase®.



Accessible room divider for indoors

w17easy is not just for use on patios. The full glass sliding door is also suitable for indoors – as an elegant room divider, **without any anti-stumbling thresholds**. Turning a small room into a large one with just one simple action. Anyone who prefers an opaque but translucent glass with velvet matt surface chooses the **satin-finished version**.



Version:
flat floor rail with
interior connection profile

More security – elegant design



Convenient retention

weinor has developed **simple and robust inter-locking** so that the completely closed glass leaves remain reliably in the required position. Slight pressure with your foot is all it takes to securely lock the w17 easy and open it again.

Maximum flexibility: As an option, the last normally fixed leaf can be pushed, unlocked and moved in front of the other glass elements.



Lockable patio

With the **lockcase and hung bolt**, the w17 easy can be locked easily from the inside. This is sensible, for example, if small children or pets are not to leave the patio. A version that can be locked from both sides is also available on request. Another benefit: the locking mechanism is extremely corrosion-resistant.



Standard powder coated handle bar possible that can be operated from both sides with high handle or that can be operated from inside with flat handle outside.



Stainless steel handle bar



Round stainless steel cup pull handle



Lockcase and hung bolt view from inside

Clear shapes

Create visual accents! The design of the handles, profiles and lock is based on the trend of modern, **clear lines** and the **screwless look**.

Large variety of colours

Be it handles, lock or profiles: the entire system can be coated in the colour you want and therefore be **adapted perfectly to the existing architecture**.

At weinor you can select from more than 50 standard colours and more than 150 RAL colours.



Powder coated handle bar



9 WiGa trend colours
47 standard RAL colours

The powder coating done in our in-house factory guarantees **colour fastness and a uniform gloss level**.

w17 easy – simply always fits



w17 easy is suitable as a substructure for practically all types of roofs. Thanks to the "standing design", retrofitting does not entail any extra costs for static adjustments of the patio roof or the Pergola awning.



Patio roofs / verandas

With w17 easy, your patio roof is protected from all sides – with an unobstructed view of the skies and nature. Whether the construction is made out of **glass, wood or metal**: the full glass sliding door from weinor is the perfect solution.



Pergola awnings

Pergola awnings are weather-proof sun protection systems with **enhanced wind stability* and that cabriolet feeling**. With the w17 easy added, you also have a room protected from the weather on the sides and from the front on your patio.




Balconies and loggias

A great deal of time can be spent on balconies and loggias if they are enclosed all-round with the w17 easy full glass sliding door. It is possible to use it if there is a **load bearing substrate**.

Custom systems

The weinor full glass sliding door is not available off the shelf. Rather, it is **adapted on an individual basis by your retailer** – with many options, in numerous sizes. It can also be retrofitted **afterwards** without any problem.

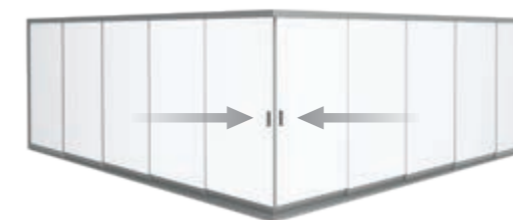
How the w17 easy works



Single system
Opens on one or two sides, closes on the left and/or right.



Lockplate version
Opens on two sides, closes in the middle.



Corner unit
Frameless full glass corner, e.g. for balconies or loggias.

Technical data

w17 easy full glass sliding door	Single system	Lockplate version
max. width of system	6.6 m	10 m
max. height of system**	2.8 m	2.8 m
Number of leaves	2 to 5	4 to 10
Guide rail type	2-track to 5-track	2-track to 5-track
Opening type	Parallel-sliding	Parallel-sliding
Type of glass (single-pane safety glass)	6, 8 or 10 mm	6, 8 or 10 mm
Height compensation in the upper rail	Standard: 0 mm/-25 mm	Standard: 0 mm/-25 mm
Wall gap sealing profile	Option	Option
Brushes and gap seals	Option	Option
Soft-Closing-System	Standard	Standard
Corner unit	90°	90°

* If the wind force exceeds 6 (according to Beaufort), the sliding doors under pergola awnings must be opened, depending on local conditions.

**increased requirements with restrictions possible as of a 2.4 m system height

Even more weinor glass solutions



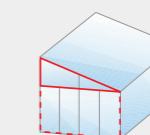
Doors and windows

Depending on individual requirements and the structural conditions, special glass constructions are considered. weinor offers a variety of solutions for this with the **framed windows, doors and frameless fixed glazing in the w50-c series**.



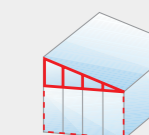
Maximum transparency: SUPER LITE side element w50-c

Adding fixed glazing below the Terrazza side roof support opens up the possibility to include fully-transparent front panels – with not a single vertical or horizontal strut in sight.



Complements the full glass sliding door: LITE side element

Lightweight fixed glazing at the top of the trapezium, with a weinor full glass sliding wall below – if you go this way, you'll be choosing a very popular combination!



As stable as they come: CLASSIC side element

Or go for sturdy fixed glazing at the top of the trapezium, with a full glass sliding door below – or even framed fixed glazing to hold off strong side winds if you prefer.

Please note: The w17 easy does not provide complete impermeability (e.g. in case of driving rain or draughts). All the illustrated fitments are weatherproof outdoor furniture.



Most definitely an original product



Premium quality made in Germany



weinor GmbH & Co. KG
Mathias-Brüggen-Straße 110
50829 Cologne | Germany
weinor.com

The logo consists of a white circle above the word "weinor" in a white, lowercase, sans-serif font, all set against a red square background.

Patent no	
EP 1936062	EP 3168410
EP 1936061	EP 3228801
EP 2072709	EP 3246500
EP 2202376	EP 3591135
EP 2383402	EP 3392425
EP 2631386	

Your weinor retailer will be pleased to advise you: